


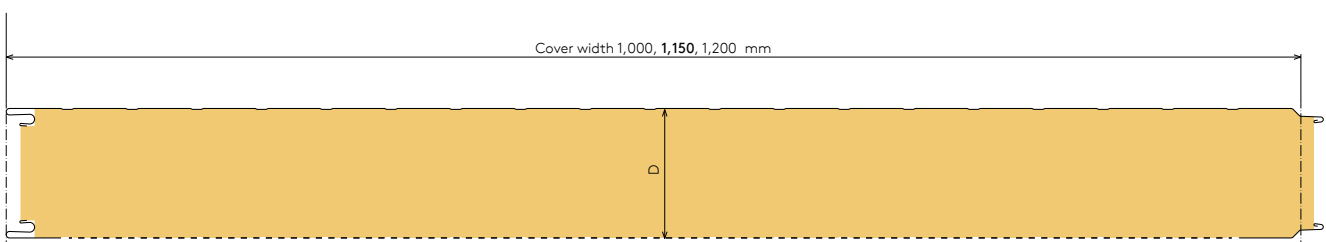
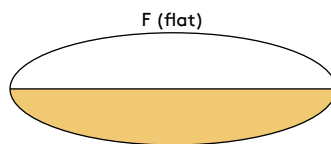
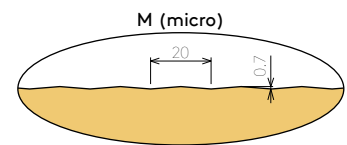
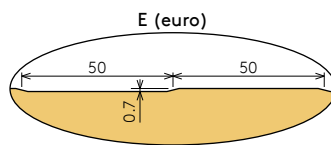
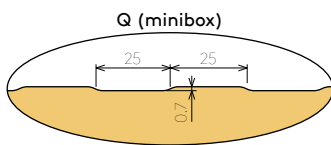
Scope of application

The Hoesch® isorock HP acoustic panel is a visibly screwed element especially for acoustic insulation and sound absorption applications. It is used as a partition wall for INTERNAL applications. Due to the perforated inner surface layer, the acoustic behaviour in rooms improved considerably. The sandwich elements can be laid vertically or horizontally and are available in widths of 1,000, 1,150 and 1,200 mm.



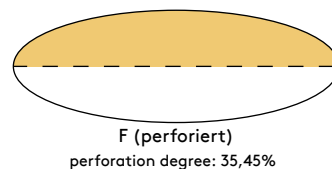
Dimensions & dead load

Profilings of the external facing



Profiling of the internal facing

Acoustic perforation



t_{nom1} [mm]	t_{nom2} [mm]	Elementdicke (D) [mm]:		60	80	100	120	140	150
0.50	0.60	Dead load [kg/m ²]	Typ S1	14.9	17.2	19.5	21.8	24.1	25.3

Tolerances

All materials used comply with the technical regulations and standards. Tolerances comply with the tolerance specifications of DIN EN 14509 – annex D.

Parameters	Dimension
Element length (L)	
L ≤ 3 m	±5 mm
L > 3 m	±10 mm
Element width	±2 mm
Element thickness (D)	
D ≤ 100 mm	±2 mm
D > 100 mm	±2 %
Perpendicularity of the cut edge s	≤ 0.6 % of the element width
Lengthways and transverse camber	
Length	2 mm/m, but not more than 20 mm
Width for flat profiles – h ≤ 10 mm	8.5 mm/m
Width for other profile depths – h > 10 mm	10 mm/m

Delivery lengths

The standard delivery length is between 2.00 m and 8.00 m.
The maximum production length is up to 14.30 m.

Technical regulations

We have been awarded the EU specific technical approvals and certifications for insulated sandwich elements (heat protection, load bearing capacity, fire protection, sound proofing). For further information, please contact our specialist field service advisers.

Materials

Substrate

- Surface-treated steel with a Z275 zinc layer as per EN 10346 for the Polyester, Spectrum™, PVDF coating systems.

Steel sheet thicknesses

External (t_{nom1}) [mm]	Internal (t_{nom2}) [mm]
0.50	0.50*
0.60*	0.60
0.75	0.75

* Standard steel sheet thickness

Organic coating systems – external steel sheets

1. Standard polyester – PES (standard)

Polyester is a universal, economical coating system characterised by good colour stability. The standard coating thickness is 25 µm.

2. Spectrum™ (standard)

Spectrum has a coating thickness of 50 µm and a slightly granular surface structure.

The system provides outstanding ageing and weather resistance, excellent corrosion protection and UV-resistance as well as high colour and gloss stability.

High formability and outstanding resistance to mechanical damage round out the characteristics. Spectrum is free of chlorine, phthalates and softeners. It is 100% recyclable.

Other coatings available upon request.

Organic coating systems – internal steel sheets

1. DU (KiD)

Polyester coating with a nominal coating thickness of approx. 15 µm.

The standard colour shade is grey-white (similar to RAL 9002).

2. Standard polyester – PES

Polyester is a universal, economical coating system characterised by good colour stability. The standard coating thickness is 25 µm.

3. Foodsafe

150 µm thick, chemically inert polymer film coating for internal use in cold rooms, food processing operations and buildings with heightened hygienic requirements.

The standard colour shade is grey-white.

Additional coating systems for the external and internal steel sheet are available upon request. For further information, please contact our specialist field service advisers.

Insulation core

Mineral wool insulation core with a high specific bulk density ($\geq 100 \text{ kg/m}^3$) for applications in areas with high fire protection requirements.

Sealing tapes

Factory-applied sealing tape

Longitudinally, Hoesch® isorock HP is fitted in the factory with a high-quality sealing tape that repels convection and condensation water.

Technical specifications

Insulation performance (as per EN ISO 10211-2)

Element thickness (D) [mm]	K-Roc® mineral wool Type S1
	$\lambda_D = 0.043$ [W/mK] U [W/m²K]
60	0.72
80	0.54
100	0.44
120	0.37
140	0.32
150	0.29

U – thermal transition coefficient W/m²K

λ_D – thermal conductivity (after ageing) W/mK

Environmental sustainability

The elements provide no breeding grounds whatsoever for mould and rot. The insulation core has been made water-repellent.

Fire protection

In terms of fire behaviour and resistance, Hoesch® isorock HP has been tested according to national technical regulations and standards.

Fire behaviour:

Fire behaviour was classified as per EN 13501-1 into class A2-s1,d0 (all end applications).

Fire resistance:

You can find the current overview of fire resistance as per EN 13501-2 on the Internet at: www.kingspan.de.

Sound insulation

Element thickness (D) [mm]	Assessed sound reduction index R_w [dB]
60, 80, 100, 120, 140, 150	35

Technical regulations

Hoesch® isorock HP fulfils the requirements of the European standard EN 14509:2013 Self-supporting double-skin metal-faced insulating panels - Factory made products - Specifications, and is generally approved in terms of building regulations.

Quality

Our insulated roof and wall systems are manufactured from high-quality primary materials in state-of-the-art production facilities, under permanent quality control. They fulfil the requirements of ISO 9001:2015 and of EN ISO 50001:2012.

Warranty

On the basis of the actual application, we offer a project-related warranty on the organic coating of the external steel facing.

Packaging & transport

In our production facilities, the elements are packed in such a way that they are undamaged after extended transport. The outsides are protected with polystyrene strips or scantlings, and the package is covered using wrapping film. The number of elements per package depends on the thickness and total length of the elements.

The values listed in the table are to be taken as guideline. The values are reduced for exceptionally long delivery lengths. The maximum package height is 1,100 mm. The values in the table relate to element lengths of 8 m.

The maximum weight is approx. 3,000 kg.

Element thickness [mm]	60	80	100	120	140	150
Number of elements per package	18	14	11	9	7	7

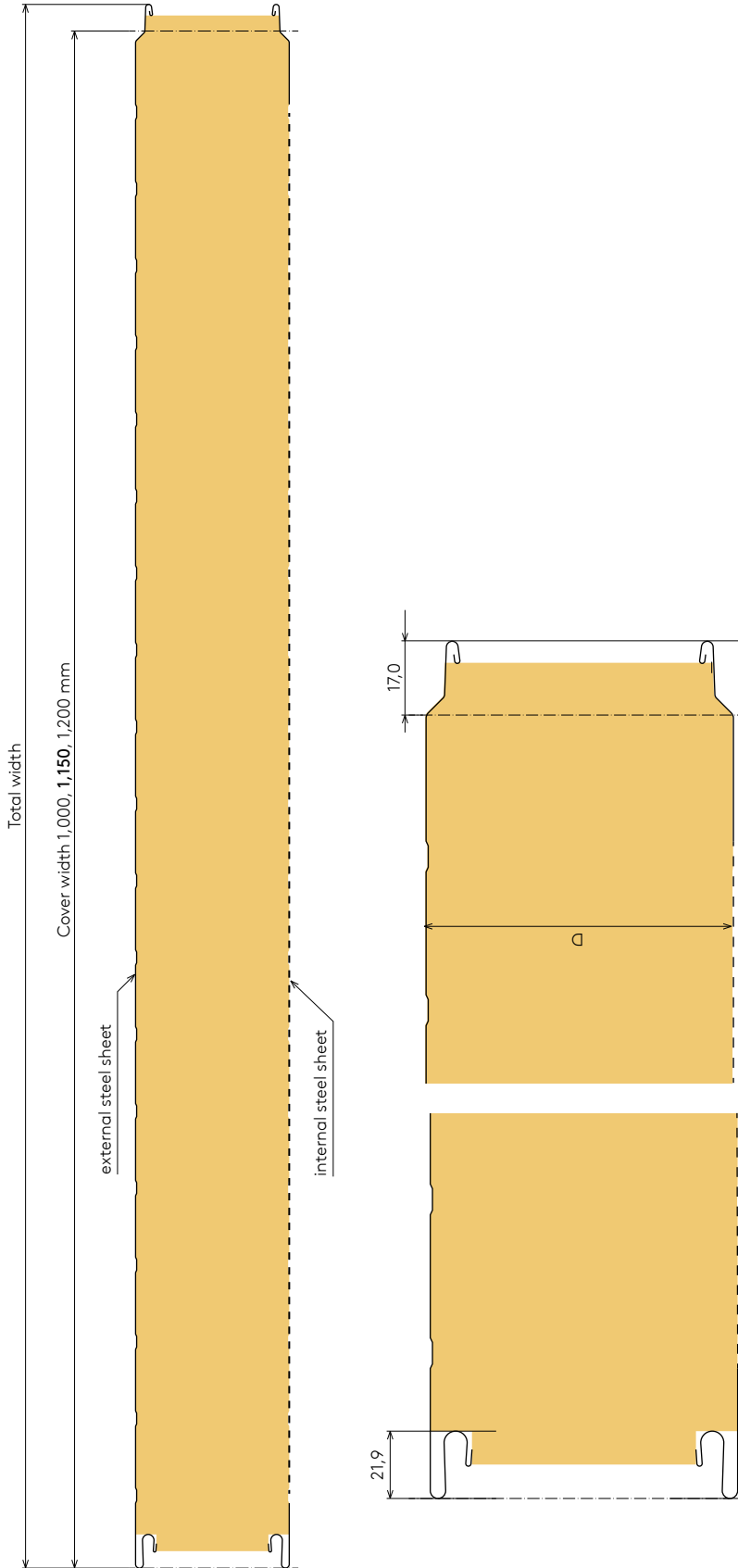
Delivery

Elements are delivered directly to the construction site using HGVs, unless something different is agreed. The customer or installer is responsible for unloading, and this must be ensured by the customer.

Installation

When laying the elements, the "Guideline for planning and implementing roof, wall, and ceiling constructions made from metal profiled sheeting" of the IFBS must be complied with.

The individual specifications in this datasheet are guaranteed properties only if they are expressly confirmed as such in writing in each specific case. Subject to technical changes.



Element thickness (D) [mm]	Total width with 1,150 mm cover width [mm]
60	
80	
100	
120	1,167
150	
175	
200	